

# Checking out a Kindle Book from the New Hampshire Downloadable Books Service

<http://nh.lib.overdrive.com>

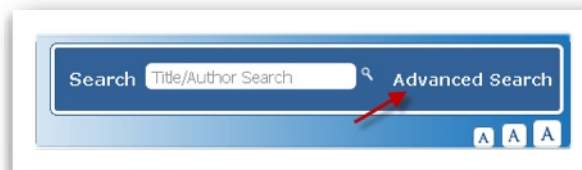
## Things to know before getting started:

- Your local public library must be a member of the New Hampshire Downloadable Books Consortium. See the listing: <http://nh.lib.overdrive.com/Libraries.htm>
- You will need a library card number and, in some cases, additional information to log into the NH Downloadable Books site (NHDB). Check with your local librarian to make sure you have access to the collection.
- All Kindle eBook readers are compatible with the Kindle Books in our collection.
- (All Sony Readers, Barnes & Noble Nooks, Kobos, and some other readers are compatible eBook readers with the EPUB eBooks in our collection.)
- All iPads, iPhones, iPod Touches, Android phones and some other phones are compatible with the Kindle Books in our collection when using the free Kindle app from Amazon. An Amazon account is required.
- (All iPads, iPhones, iPod Touches, and Android phones are also compatible with EPUB eBooks when using the free OverDrive Media Console app. A free Adobe ID is required.)

The Kindle, Kindle Touch, and Kindle Keyboard cannot be used to browse the NHDB site to check out the Kindle book. A computer or tablet must be used to browse the site, check out an eBook, and send the book to the Kindle device.

## Finding Available Kindle Books:

Most, but not all, of the eBooks in our NHDB collection are available in a Kindle-compatible format. The easiest way to find Kindle books is through the Advanced Search feature.



In the Advanced Search screen:

- Select **Kindle Book** from the Format options.
- Select a broad subject heading like Fiction, Nonfiction, Mystery, Romance, etc. (Optional.)

- For finding an eBook to check out right now, select “Only show copies with titles available.” This will not show titles that aren’t available to check out right now.
- Search!

**Advanced Search**

Title:

Author:

ISBN:

**Format:**  (dropdown menu open showing: All formats, Kindle Book, Adobe EPUB eBook, OverDrive MP3 Audiobook, OverDrive WMA Audiobook, All Audiobooks)

Language:

Publisher:

Subject:

Awards:

Date added to site:

Results per page:

Order by:

Only show titles with copies available

**Search**

Once you find an available title that you’d like to read, click on “Available - Add to Cart.” Be certain to click on **Kindle Book version** of the title!

**The Informationist**  
A Vanessa Michael Munroe Novel  
Author(s): [Taylor Stevens](#) (Author)  
Pub Date: 03/08/2011  
Publisher: [Crown Publishing Group](#)  
Imprint: Broadway  
Subject(s): [Fiction](#), [Mystery](#), [Suspense](#), [Thriller](#)

Average rating: My rating:

Share: [Email a friend](#) [Facebook](#) [Twitter](#)

Available copies: 1  
Library copies: 2

[Add to Wish List](#)

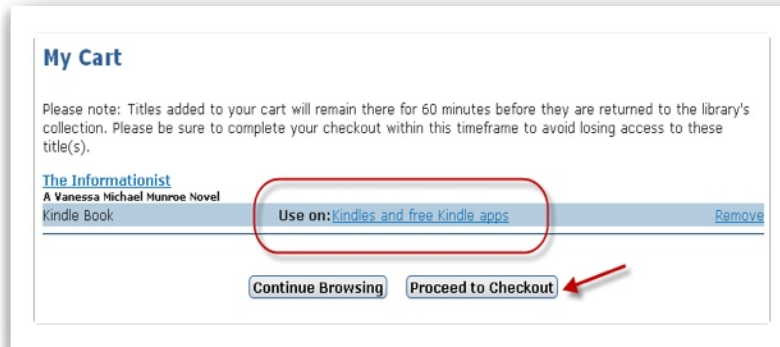
**Format Information**

**Kindle Book**  
Use on: [Kindles and free Kindle apps](#) [Available - Add to Cart](#)

Release date: Mar 08, 2011

**Adobe EPUB eBook**  
Use on: [eBook-compatible computers & devices](#) [Available - Add to Cart](#)

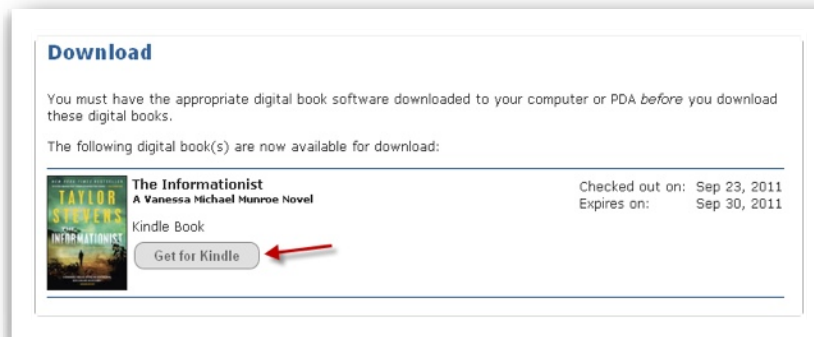
When the title is added to your cart, you could continue to browse for more books, but be aware that this copy will only stay in your cart for one hour. It's best to proceed to the checkout!



Confirm your checkout.

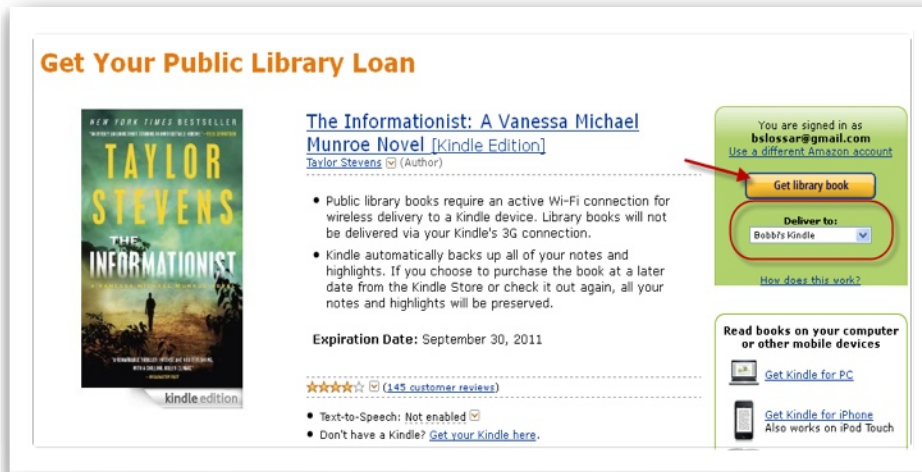


Click the "Get for Kindle" button.



You are brought to your Kindle account. Notice that I did not need to sign into my Kindle account, but you might have to. If necessary, sign into the site. Select which device you'd like the title sent to and click "Get Library Book" button.

**Get Your Public Library Loan**



**The Informationist: A Vanessa Michael Munroe Novel** [Kindle Edition]  
 Taylor Stevens (Author)

- Public library books require an active Wi-Fi connection for wireless delivery to a Kindle device. Library books will not be delivered via your Kindle's 3G connection.
- Kindle automatically backs up all of your notes and highlights. If you choose to purchase the book at a later date from the Kindle Store or check it out again, all your notes and highlights will be preserved.

Expiration Date: September 30, 2011

★★★★☆ (145 customer reviews)

- Text-to-Speech: Not enabled
- Don't have a Kindle? [Get your Kindle here.](#)

You are signed in as **bslossar@gmail.com**  
 Use a different Amazon account

**Get library book**

Deliver to:  
 Bobby's Kindle

How does this work?

Read books on your computer or other mobile devices

Get Kindle for PC

Get Kindle for iPhone  
 Also works on iPod Touch

If you have a Kindle Keyboard 3G or Kindle Touch 3G, you must turn on the Wi-Fi to download your public library loan. The library Kindle book cannot be downloaded when the device is on the 3G network.

How to tell which network you are on? After turning on the wireless, look for the Wi-Fi symbol in the upper-right corner of the screen. If you see 3G listed instead, follow the instructions to select an available wireless network.

### Connecting to a wireless network with a Kindle Keyboard 3G:

- Turn on your Kindle.
- Push the (physical) "Menu" button from the keyboard.
- Navigate using the 5-way controller to select "Turn Wireless On."
- The menu will disappear.
- Push the "Menu" button again.
- Use the 5-way controller to select "Settings."
- A new screen will load...
- Use the 5-way controller to select "Wi-Fi Settings."
- Using the 5 way controller, navigate to and click on "View."
- Use the 5-way controller to click "Connect" next to the desired network.
- If the SSID of the known network is not broadcasted openly, click on "Enter other Wi-Fi network."
- Using the keyboard, carefully type in the network name and password.

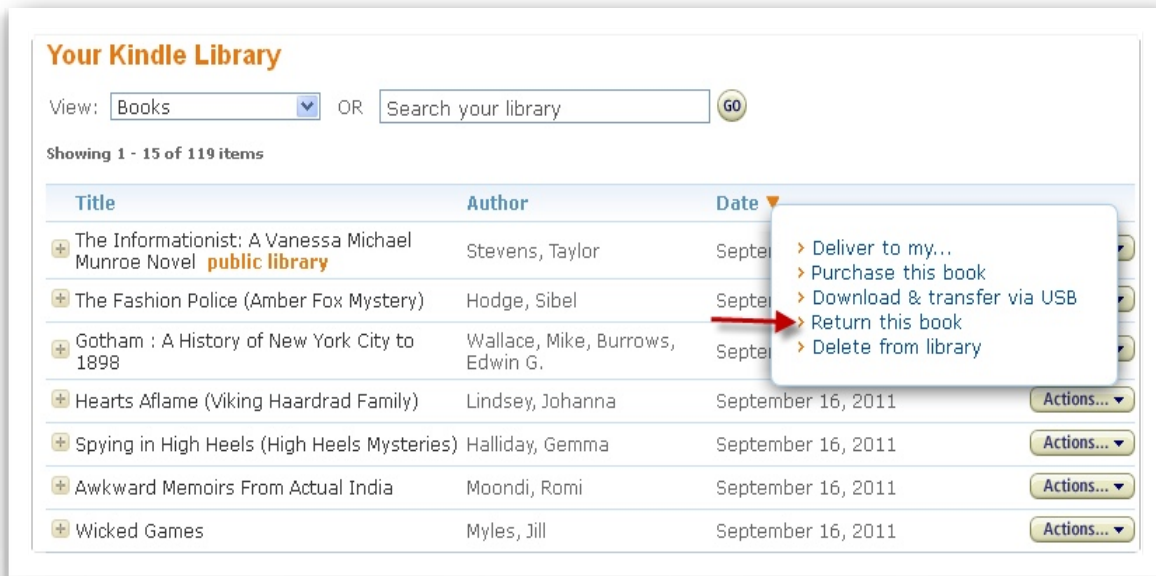
The following page provides diagrams and other valuable information about the latest version of the Kindle.

[http://www.amazon.com/gp/help/customer/display.html/ref=hp\\_left\\_cn?ie=UTF8&nodeId=200505460](http://www.amazon.com/gp/help/customer/display.html/ref=hp_left_cn?ie=UTF8&nodeId=200505460)

## Returning eBooks Early:

Returning the eBook back to the collection early allows you to check out more eBooks and others to get the book faster. It's a win-win!

Visit Amazon.com and see the "Your Amazon" link. Place your mouse over the link and select "Manage Your Kindle." You may get asked to verify your password before getting into the account. Find the library eBook in your account, click "Actions" and select "Return this book."



## Resending a Kindle Book to your device or app:

It is possible to send the Kindle Book on loan to you to any Kindle device or Kindle app registered to your Kindle account from the "Manage Your Kindle" page in your Amazon account at any time during the 14-day loan period.

Once the Kindle Book is sent to your device or app, you may see the following when you attempt to find the book again from the NHDB site >> My Account >> Currently Checked Out Items >> Get for Kindle.


amazon.com Hello. Sign in to get personalized recommendations. New customer? Start here. New Year, New You: Essentials for 2012 Sponsored by Philips

Your Amazon.com Today's Deals Gifts & Wish Lists Gift Cards Your Digital Items Your Account Help

Shop All Departments Search  Cart Wish List

Kindle Store Buy A Kindle Kindle eBooks Kindle Singles Newsstand Blogs Popular Games Accessories Discussions Manage Your Kindle Kindle Support

### Get Your Public Library Loan



**All the Sweet Tomorrows (Skye O'Malley) [Kindle Edition]**  
Bertrice Small (Author)


- Public library books require an active Wi-Fi connection for wireless delivery to a Kindle device. Library books will not be delivered via your Kindle's 3G connection.
- Kindle automatically backs up all of your notes and highlights. If you choose to purchase the book at a later date from the Kindle Store or check it out again, all your notes and highlights will be preserved.

**Expiration Date:** January 19, 2012

★★★★☆ (27 customer reviews)

If you've already checked out the kindle and sent it once to a device, you may receive the following message. Click either link to resend the Kindle book to your device or app.

This public library book has already been checked out.  
[View your loan details on Manage Your Kindle.](#)



Read books on your computer or other mobile devices with our **FREE Kindle Reading Apps.**

Click on the link to "Manage Your Kindle" >> A new page will load >> Click "Actions" next to the title >> Deliver to my... >> Choose your device or app

**Your Kindle Library**

View:  OR  GO

Showing 1 - 15 of 149 items

Title	Author	Date
All the Sweet Tomorrows (Skye O'Malley) <b>public library</b>	Small, Bertrice	January 5, 2012
	AWAN, CATHERINE	January 5, 2012
	Noble, Kate	January 4, 2012

Find the title in your Kindle library. Click the "Actions" button and deliver the book to your device or app.

- > Deliver to my...
- > Purchase this book
- > Download & transfer via USB
- > Return this book

Have an iPad? Download the free Kindle app from the App Store (app), and register it with your Amazon account. Use the Safari web browser on your iPad to browse the mobile site for Kindle Books, check out a book, log into your Amazon account when prompted, and send the Kindle Book directly from the iPad's web browser to the iPad's Kindle app. Open the Kindle app, wait for the app to sync and the book to appear. Start reading your library book.